

V. ITEMS FOR DISCUSSION

1. Debt Overview & Refunding Analysis

East Stroudsburg Area School District

Refunding Update

April 13, 2021

Presented by:

Jamie Doyle
Managing Director

&

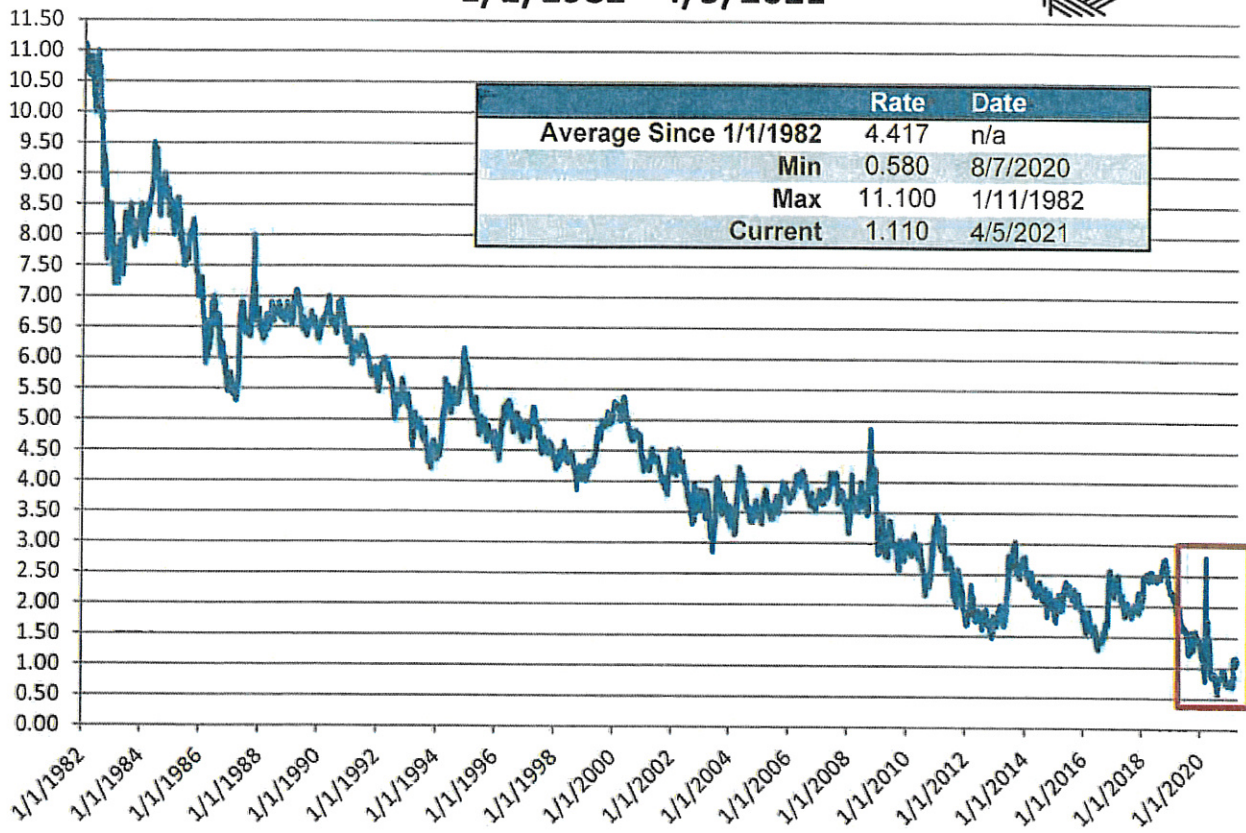
Chris Bamber, CFA
Director



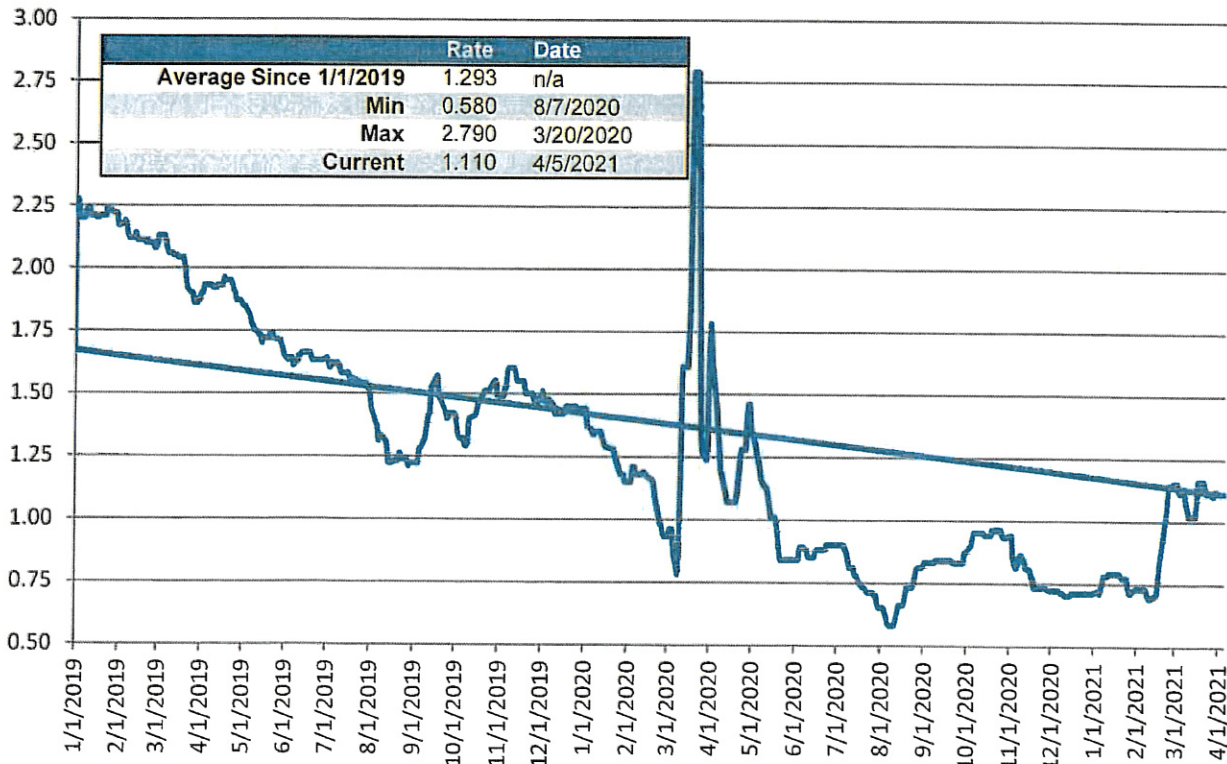
pfm

PFM Financial Advisors LLC
Public Financial Management, Inc.
2533 Yellow Springs Road
2nd Floor
Malvern, PA 19355
717.232.2723 (P)
717.232.8610 (F)
www.pfm.com

10 Year MMD (AAA Fixed Bond Rates) 1/1/1982 - 4/5/2021



10 Year MMD (AAA Fixed Bond Rates) 1/1/2019 - 4/5/2021



EAST STROUDSBURG AREA SCHOOL DISTRICT
SUMMARY OF OUTSTANDING INDEBTEDNESS

Fiscal Year Ended	QSCBs Series of 2010 [1]	QZABs Series D of 2011 [2]	ESSA Bank		TD Bank		G.O. Bonds Series AA of 2014	G.O. Bonds Series of 2015	G.O. Bonds Series A of 2016	G.O. Bonds Series AAA of 2017	G.O. Bonds Series AA of 2017	G.O. Bonds Series AAA of 2017	G.O. Bonds Series of 2019	G.O. Notes Series of 2020	Total Debt Service
			Series of 2013 [3]	Series of 2014	Series of 2013 [3]	Series of 2014									
6/30/2021	65,761	24,500	108,008	2,226,587	343,353	950,050	239,570	2,196,785	166,775	7,891,475	586,778	207,575	165,208	15,450,488	
6/30/2022	64,243	23,917	2,319,906	342,259	176,775	171,275	171,275	8,046,975	586,685	207,325	1,664,575	207,325	1,664,575	14,478,590	
6/30/2023	62,724	23,333	363,456	342,563	177,375	165,525	10,291,300	586,575	811,325	2,809,950	811,325	2,809,950	2,877,750	15,170,847	
6/30/2024	61,205	22,750		342,563	174,375	169,525	10,291,300	586,355	823,950	2,704,575	823,950	2,704,575	2,704,575	15,351,357	
6/30/2025	59,686	22,167		182,601	166,425	171,400	10,292,225	570,200	830,200	2,658,400	830,200	2,658,400	2,658,400	15,359,886	
6/30/2026	58,168	21,583		182,601	160,425	170,725	6,623,425	3,947,580	839,950	2,892,425	2,892,425	2,892,425	2,892,425	15,310,924	
6/30/2027	56,649	20,417		182,601	177,125	171,300	2,787,425	1,745,150	1,816,000	2,587,575	1,816,000	2,587,575	2,587,575	15,285,064	
6/30/2028	54,093	19,833		182,601	154,025	168,800	2,653,200	5,749,575	1,838,200	1,838,200	1,838,200	1,838,200	1,838,200	15,197,640	
6/30/2030	19,250			63,003,365	570,864	2,258,375	2,551,025	6,781	371,378	179,144	6,594	6,219	6,219	6,031	
6/30/2032															
6/30/2033															
6/30/2034															
6/30/2035															
6/30/2036															
6/30/2037															
6/30/2038															
6/30/2039															
6/30/2040															
Totals	482,530	218,750	108,008	4,908,949	2,196,785	2,196,785	239,570	2,196,785	8,768,631	2,028,750	72,453,300	20,456,248	9,527,750	18,308,659	153,001,995

Fiscal Year Ended	QSCBs Series of 2010 [1]	QZABs Series D of 2011 [2]	ESSA Bank		TD Bank		G.O. Bonds Series AA of 2014	G.O. Bonds Series of 2015	G.O. Bonds Series A of 2016	G.O. Bonds Series AAA of 2017	G.O. Bonds Series AA of 2017	G.O. Bonds Series AAA of 2017	G.O. Bonds Series of 2019	G.O. Notes Series of 2020	Total Local Effort
			Series of 2013 [3]	Series of 2014	Series of 2013 [3]	Series of 2014									
6/30/2021	65,761	24,500	96,401	2,028,411	319,174	967,547	213,750	1,960,432	166,775	7,210,882	545,458	194,511	147,439	14,067,657	
6/30/2022	64,243	23,917	2,113,424	318,552	161,085	194,277	7,901,225	545,372	1,435,450	194,277	1,435,450	1,435,450	1,435,450	13,233,739	
6/30/2023	62,724	23,333	381,107	318,431	161,831	165,525	9,403,782	545,269	1,435,450	194,043	2,389,597	194,043	2,389,597	13,849,340	
6/30/2024	61,205	22,750		320,057	159,898	169,525	9,402,640	554,361	2,329,093	760,264	2,329,093	760,264	2,329,093	14,031,146	
6/30/2025	59,686	22,167		169,743	151,653	169,525	9,404,582	523,006	2,413,624	772,095	2,413,624	772,095	2,413,624	14,035,513	
6/30/2026	58,168	21,583		169,743	146,011	171,400	9,389,556	357,939	2,379,468	880,794	2,379,468	880,794	2,379,468	14,040,087	
6/30/2027	56,649	20,417		178,467	161,404	171,300	2,528,751	6,528,707	1,655,519	1,701,710	1,701,710	1,701,710	1,701,710	14,062,183	
6/30/2028	54,093	19,833		168,981	140,354	168,800	2,424,377	5,545,071	1,817,157	1,817,157	1,817,157	1,817,157	1,817,157	14,404,386	
6/30/2030	19,250			7,723,804	1,557,716	2,089,344	2,422,390	6,186	353,295	178,575	5,854	5,854	5,854	5,854	
6/30/2032															
6/30/2033															
6/30/2034															
6/30/2035															
6/30/2036															
6/30/2037															
6/30/2038															
6/30/2039															
6/30/2040															
Totals	482,530	218,750	96,401	4,472,942	1,960,432	2,196,785	213,750	1,960,432	8,152,089	2,028,750	66,204,635	19,016,763	9,928,123	16,338,461	140,428,934
Principal**	531,562	252,500	0	2,651,000	0	0	0	0	6,930,000	1,555,000	55,575,000	16,070,000	8,165,000	16,250,000	118,408,062

PE% Status:	PE%:	Call Date:	Purpose:	Adv Ref:	Cur Ref:	Cur Ref:	Cur Ref:	Cur Ref:	Cur Ref:	Cur Ref:	Cur Ref:	Cur Ref:	Cur Ref:	Cur Ref:	Cur Ref:
Permanent	0.00%	Anytime	New Money (QZABs)	2007A	2007A	2007A	2007A	2007A	2007A	2007A	2007A	2007A	2007A	2007A	2007A
Permanent	17.52%	Anytime	Partial Adv (QZABs)	2007A	2007A	2007A	2007A	2007A	2007A	2007A	2007A	2007A	2007A	2007A	2007A
Permanent	14.51%	Anytime	Temporary	2007A	2007A	2007A	2007A	2007A	2007A	2007A	2007A	2007A	2007A	2007A	2007A
Temporary	17.54%	3/1/2020	Temporary	2007A	2007A	2007A	2007A	2007A	2007A	2007A	2007A	2007A	2007A	2007A	2007A
Temporary	61.34%	3/1/2020	Temporary	2007A	2007A	2007A	2007A	2007A	2007A	2007A	2007A	2007A	2007A	2007A	2007A
Temporary	11.48%	3/1/2022	Temporary	2007A	2007A	2007A	2007A	2007A	2007A	2007A	2007A	2007A	2007A	2007A	2007A
Temporary	0.00%	9/1/2025	Temporary	2007A	2007A	2007A	2007A	2007A	2007A	2007A	2007A	2007A	2007A	2007A	2007A
Temporary	14.06%	9/1/2025	Temporary	2007A	2007A	2007A	2007A	2007A	2007A	2007A	2007A	2007A	2007A	2007A	2007A
Temporary	61.34%	9/1/2025	Temporary	2007A	2007A	2007A	2007A	2007A	2007A	2007A	2007A	2007A	2007A	2007A	2007A
Temporary	11.48%	9/1/2025	Temporary	2007A	2007A	2007A	2007A	2007A	2007A	2007A	2007A	2007A	2007A	2007A	2007A
Temporary	61.34%	9/1/2025	Temporary	2007A	2007A	2007A	2007A	2007A	2007A	2007A	2007A	2007A	2007A	2007A	2007A
Temporary	10.26%	3/1/2025	Temporary	2014A	2014A	2014A	2014A	2014A	2014A	2014A	2014A	2014A	2014A	2014A	2014A
Estimated	17.54%	3/1/2025	Estimated	2014A	2014A	2014A	2014A	2014A	2014A	2014A	2014A	2014A	2014A	2014A	2014A
Non-Callable	61.34%	3/1/2025	Non-Callable	2014A	2014A	2014A	2014A	2014A	2014A	2014A	2014A	2014A	2014A	2014A	2014A
Non-Callable	61.34%	3/1/2025	Non-Callable	2014A	2014A	2014A	2014A	2014A	2014A	2014A	2014A	2014A	2014A	2014A	2014A
Non-Callable	61.34%	3/1/2025	Non-Callable	2014A	2014A	2014A	2014A	2014A	2014A	2014A	2014A	2014A	2014A	2014A	2014A
Non-Callable	61.34%	3/1/2025	Non-Callable	2014A	2014A	2014A	2014A	2014A	2014A	2014A	2014A	2014A	2014A	2014A	2014A
Non-Callable	61.34%	3/1/2025	Non-Callable	2014A	2014A	2014A	2014A	2014A	2014A	2014A	2014A	2014A	2014A	2014A	2014A
Non-Callable	61.34%	3/1/2025	Non-Callable	2014A	2014A	2014A	2014A	2014A	2014A	2014A	2014A	2014A	2014A	2014A	2014A
Non-Callable	61.34%	3/1/2025	Non-Callable	2014A	2014A	2014A	2014A	2014A	2014A	2014A	2014A	2014A	2014A	2014A	2014A
Non-Callable	61.34%	3/1/2025	Non-Callable	2014A	2014A	2014A	2014A	2014A	2014A	2014A	2014A	2014A	2014A	2014A	2014A
Non-Callable	61.34%	3/1/2025	Non-Callable	2014A	2014A	2014A	2014A	2014A	2014A	2014A	2014A	2014A	2014A	2014A	2014A
Non-Callable	61.34%	3/1/2025	Non-Callable	2014A	2014A	2014A	2014A	2014A	2014A	2014A	2014A	2014A	2014A	2014A	2014A
Non-Callable	61.34%	3/1/2025	Non-Callable	2014A	2014A	2014A	2014A	2014A	2014A	2014A	2014A	2014A	2014A	2014A	2014A
Non-Callable	61.34%	3/1/2025	Non-Callable	2014A	2014A	2014A	2014A	2014A	2014A	2014A	2014A	2014A	2014A	2014A	2014A
Non-Callable	61.34%	3/1/2025	Non-Callable	2014A	2014A	2014A	2014A	2014A	2014A	2014A	2014A	2014A	2014A	2014A	2014A
Non-Callable	61.34%	3/1/2025	Non-Callable	2014A	2014A	2014A	2014A	2014A	2014A	2014A	2014A	2014A	2014A	2014A	2014A
Non-Callable	61.34%	3/1/2025	Non-Callable	2014A	2014A	2014A	2014A	2014A	2014A	2014A	2014A	2014A	2014A	2014A	2014A
Non-Callable	61.34%	3/1/2025	Non-Callable	2											



Market Update

- 1) Tax-exempt interest rates were volatile in February & March 2021 as the market focused on signs of potential inflation in the economy and the impacts of the COVID vaccine rollout.
- 2) Current long-term tax-exempt interest rates remain near all-time lows, with current rates approximately equal to where they were in January 2020, which were new all-time lows at the time.

2021 Refunding Opportunities

1	2	3	4	5	6	7
	Series of 2016 Bonds	Series A of 2016 Bonds	Fiscal Year Ending	Refunded 2016 & 2016A Local Effort	Estimated 2021 Bonds Local Effort ^[3]	Estimated Local Effort Savings ^[3]
Principal Outstanding:	\$8,745,000	\$1,570,000	6/30/2021			
Call Date:	9/1/2021	9/1/2021	6/30/2022	191,971	177,270	14,700
Average Existing Rate:	2.18%	2.21%	6/30/2023	210,013	201,098	8,915
Final Maturity:	2029	2030	6/30/2024	469,751	444,966	24,785
			6/30/2025	321,396	296,605	24,791
			6/30/2026	318,658	295,330	23,328
			6/30/2027	343,163	320,946	22,218
			6/30/2028	339,870	315,591	24,280
			6/30/2029	309,334	284,992	24,343
			6/30/2030	7,879,020	7,855,835	23,185
			6/30/2031	179,602	154,527	25,075
			TOTAL	10,562,780	10,347,160	215,620

- 3) Assuming a current estimate of Bank Qualified interest rates, a partial BQ refunding is producing local effort savings of approximately **\$215,000** or **2.22%** of refunded principal
- 4) PFM will utilize a dual-track methodology (like it did for the 2020 Notes) and consider other financing methods including a bank loan.

Next Steps

- | | |
|--|--|
| 5) April 13th Finance Committee | Initial presentation to Finance Committee |
| 6) April 19th Board Meeting (or later) | Authorization to proceed |
| 7) May 17th Board Meeting (or later) | Adopt Parameters Resolution |
| 8) Week of May 17th (or later) | Competitive sale (lock-in interest rates) |
| 9) Week of June 21st (or later) | Settlement of Bonds |

Sample Motion

Resolved: The Board of School Directors of the East Stroudsburg Area School District (the "School District") does hereby authorize the Administration to work with PFM Financial Advisors LLC as Financial Advisor, Eckert Seamans Cherin & Mellott, LLC as Bond Counsel and the Solicitor in conjunction with the issuance of General Obligation Bonds or Note, Series of 2021, via the dual track process between a bank loan and a bond issue, the proceeds of which will be used towards the current refunding of the District's Series of 2016 Bonds and Series A of 2016 Bonds at a minimum net savings target of 2.00%.

Backup Refunding Numbers



pfm

EAST STROUDSBURG AREA SCHOOL DISTRICT
SERIES OF 2016

Optional Redemption: September 1, 2021

1	2	3	4	5	6	7	8
<u>Date</u>	<u>Principal</u>	<u>Rate</u>	<u>Interest</u>	<u>Semi-Annual Debt Service</u>	<u>Fiscal Year Debt Service</u>	<u>State Aid</u>	<u>Local Effort</u>
9/1/2021	155,000	4.000	95,176.25	250,176.25			
3/1/2022			92,076.25	92,076.25	342,252.50	24,100.85	318,151.65
9/1/2022	160,000	2.000	92,076.25	252,076.25			
3/1/2023			90,476.25	90,476.25	342,552.50	24,121.97	318,430.53
9/1/2023	165,000	2.000	90,476.25	255,476.25			
3/1/2024			88,826.25	88,826.25	344,302.50	24,245.20	320,057.30
9/1/2024	5,000	2.050	88,826.25	93,826.25			
3/1/2025			88,775.00	88,775.00	182,601.25	12,858.47	169,742.78
9/1/2025	5,000	2.050	88,775.00	93,775.00			
3/1/2026			88,723.75	88,723.75	182,498.75	12,851.26	169,647.49
9/1/2026	15,000	2.050	88,723.75	103,723.75			
3/1/2027			88,570.00	88,570.00	192,293.75	13,541.00	178,752.75
9/1/2027	15,000	2.050	88,570.00	103,570.00			
3/1/2028			88,416.25	88,416.25	191,986.25	13,519.35	178,466.90
9/1/2028	5,000	2.050	88,416.25	93,416.25			
3/1/2029			88,365.00	88,365.00	181,781.25	12,800.73	168,980.52
9/1/2029	8,220,000	2.150	88,365.00	8,308,365.00			
3/1/2030					8,308,365.00	585,061.11	7,723,303.89
TOTALS	8,745,000		1,523,633.75	10,268,633.75	10,268,633.75	723,099.94	9,545,533.81

PE% 11.48% *(Temporary)*
 AR% 61.34% *(2020-21)*

Net 7.04% *Effective Reimbursement*

EAST STROUDSBURG AREA SCHOOL DISTRICT							
SERIES OF 2016							
Bonds to be Refunded				Optional Redemption: September 1, 2021			

1	2	3	4	5	6	7	8
<u>Date</u>	<u>Principal</u>	<u>Rate</u>	<u>Interest</u>	<u>Semi-Annual Debt Service</u>	<u>Fiscal Year Debt Service</u>	<u>State Aid</u>	<u>Local Effort</u>
9/1/2021			90,476.25	90,476.25			
3/1/2022			90,476.25	90,476.25	180,952.50	12,742.37	168,210.13
9/1/2022			90,476.25	90,476.25			
3/1/2023			90,476.25	90,476.25	180,952.50	12,742.37	168,210.13
9/1/2023	165,000	2.000	90,476.25	255,476.25			
3/1/2024			88,826.25	88,826.25	344,302.50	24,245.20	320,057.30
9/1/2024	5,000	2.050	88,826.25	93,826.25			
3/1/2025			88,775.00	88,775.00	182,601.25	12,858.47	169,742.78
9/1/2025	5,000	2.050	88,775.00	93,775.00			
3/1/2026			88,723.75	88,723.75	182,498.75	12,851.26	169,647.49
9/1/2026	15,000	2.050	88,723.75	103,723.75			
3/1/2027			88,570.00	88,570.00	192,293.75	13,541.00	178,752.75
9/1/2027	15,000	2.050	88,570.00	103,570.00			
3/1/2028			88,416.25	88,416.25	191,986.25	13,519.35	178,466.90
9/1/2028	5,000	2.050	88,416.25	93,416.25			
3/1/2029			88,365.00	88,365.00	181,781.25	12,800.73	168,980.52
9/1/2029	8,220,000	2.150	88,365.00	8,308,365.00			
3/1/2030					8,308,365.00	585,061.11	7,723,303.89
TOTALS	8,430,000		1,515,733.75	9,945,733.75	9,945,733.75	700,361.86	9,245,371.89

PE% 11.48% (Temporary)
AR% 61.34% (2020-21)
Net 7.04% Effective Reimbursement

EAST STROUDSBURG AREA SCHOOL DISTRICT							
SERIES OF 2016							
Bonds Remaining After Refunding						Optional Redemption: September 1, 2021	

1	2	3	4	5	6	7	8
<u>Date</u>	<u>Principal</u>	<u>Rate</u>	<u>Interest</u>	<u>Semi-Annual Debt Service</u>	<u>Fiscal Year Debt Service</u>	<u>State Aid</u>	<u>Local Effort</u>
9/1/2021	155,000	4.000	4,700.00	159,700.00			
3/1/2022			1,600.00	1,600.00	161,300.00	11,358.48	149,941.52
9/1/2022	160,000	2.000	1,600.00	161,600.00			
3/1/2023					161,600.00	11,379.60	150,220.40
9/1/2023							
3/1/2024							
9/1/2024							
3/1/2025							
9/1/2025							
3/1/2026							
9/1/2026							
3/1/2027							
9/1/2027							
3/1/2028							
9/1/2028							
3/1/2029							
9/1/2029							
3/1/2030							
TOTALS	315,000		7,900.00	322,900.00	322,900.00	22,738.08	300,161.92

PE% 11.48% *(Temporary)*
AR% 61.34% *(2020-21)*

Net 7.04% *Effective Reimbursement*

EAST STROUDSBURG AREA SCHOOL DISTRICT
SERIES A OF 2016

Optional Redemption: September 1, 2021

1	2	3	4	5	6	7	8
<u>Date</u>	<u>Principal</u>	<u>Rate</u>	<u>Interest</u>	<u>Semi-Annual Debt Service</u>	<u>Fiscal Year Debt Service</u>	<u>State Aid</u>	<u>Local Effort</u>
9/1/2021	145,000	4.000	17,337.50	162,337.50			
3/1/2022			14,437.50	14,437.50	176,775.00	15,690.37	161,084.63
9/1/2022	150,000	2.000	14,437.50	164,437.50			
3/1/2023			12,937.50	12,937.50	177,375.00	15,743.62	161,631.38
9/1/2023	150,000	2.000	12,937.50	162,937.50			
3/1/2024			11,437.50	11,437.50	174,375.00	15,477.35	158,897.65
9/1/2024	145,000	2.000	11,437.50	156,437.50			
3/1/2025			9,987.50	9,987.50	166,425.00	14,771.71	151,653.29
9/1/2025	145,000	2.000	9,987.50	154,987.50			
3/1/2026			8,537.50	8,537.50	163,525.00	14,514.31	149,010.69
9/1/2026	165,000	2.000	8,537.50	173,537.50			
3/1/2027			6,887.50	6,887.50	180,425.00	16,014.34	164,410.66
9/1/2027	165,000	2.000	6,887.50	171,887.50			
3/1/2028			5,237.50	5,237.50	177,125.00	15,721.43	161,403.57
9/1/2028	145,000	2.000	5,237.50	150,237.50			
3/1/2029			3,787.50	3,787.50	154,025.00	13,671.10	140,353.90
9/1/2029	165,000	2.050	3,787.50	168,787.50			
3/1/2030			2,096.25	2,096.25	170,883.75	15,167.47	155,716.28
9/1/2030	195,000	2.150	2,096.25	197,096.25			
3/1/2031					197,096.25	17,494.06	179,602.19
TOTALS	1,570,000		168,030.00	1,738,030.00	1,738,030.00	154,265.77	1,583,764.23

PE% 14.47% (Temporary)

AR% 61.34% (2020-21)

Net 8.88% Effective Reimbursement

EAST STROUDSBURG AREA SCHOOL DISTRICT							
SERIES A OF 2016							
Bonds to be Refunded						<i>Optional Redemption: September 1, 2021</i>	

1	2	3	4	5	6	7	8
<u>Date</u>	<u>Principal</u>	<u>Rate</u>	<u>Interest</u>	<u>Semi-Annual Debt Service</u>	<u>Fiscal Year Debt Service</u>	<u>State Aid</u>	<u>Local Effort</u>
9/1/2021			13,037.50	13,037.50			
3/1/2022			13,037.50	13,037.50	26,075.00	2,314.39	23,760.61
9/1/2022	20,000	2.000	13,037.50	33,037.50			
3/1/2023			12,837.50	12,837.50	45,875.00	4,071.82	41,803.18
9/1/2023	140,000	2.000	12,837.50	152,837.50			
3/1/2024			11,437.50	11,437.50	164,275.00	14,580.88	149,694.12
9/1/2024	145,000	2.000	11,437.50	156,437.50			
3/1/2025			9,987.50	9,987.50	166,425.00	14,771.71	151,653.29
9/1/2025	145,000	2.000	9,987.50	154,987.50			
3/1/2026			8,537.50	8,537.50	163,525.00	14,514.31	149,010.69
9/1/2026	165,000	2.000	8,537.50	173,537.50			
3/1/2027			6,887.50	6,887.50	180,425.00	16,014.34	164,410.66
9/1/2027	165,000	2.000	6,887.50	171,887.50			
3/1/2028			5,237.50	5,237.50	177,125.00	15,721.43	161,403.57
9/1/2028	145,000	2.000	5,237.50	150,237.50			
3/1/2029			3,787.50	3,787.50	154,025.00	13,671.10	140,353.90
9/1/2029	165,000	2.050	3,787.50	168,787.50			
3/1/2030			2,096.25	2,096.25	170,883.75	15,167.47	155,716.28
9/1/2030	195,000	2.150	2,096.25	197,096.25			
3/1/2031					197,096.25	17,494.06	179,602.19
TOTALS	1,285,000		160,730.00	1,445,730.00	1,445,730.00	128,321.52	1,317,408.48

PE% 14.47% (Temporary)
AR% 61.34% (2020-21)
Net 8.88% Effective Reimbursement

EAST STROUDSBURG AREA SCHOOL DISTRICT							
SERIES A OF 2016							
Bonds Remaining After Refunding					Optional Redemption: September 1, 2021		

1	2	3	4	5	6	7	8
<u>Date</u>	<u>Principal</u>	<u>Rate</u>	<u>Interest</u>	<u>Semi-Annual Debt Service</u>	<u>Fiscal Year Debt Service</u>	<u>State Aid</u>	<u>Local Effort</u>
9/1/2021	145,000	4.000	4,300.00	149,300.00			
3/1/2022			1,400.00	1,400.00	150,700.00	13,375.98	137,324.02
9/1/2022	130,000	2.000	1,400.00	131,400.00			
3/1/2023			100.00	100.00	131,500.00	11,671.81	119,828.19
9/1/2023	10,000	2.000	100.00	10,100.00			
3/1/2024					10,100.00	896.47	9,203.53
9/1/2024							
3/1/2025							
9/1/2025							
3/1/2026							
9/1/2026							
3/1/2027							
9/1/2027							
3/1/2028							
9/1/2028							
3/1/2029							
9/1/2029							
3/1/2030							
9/1/2030							
3/1/2031							
TOTALS	285,000		7,300.00	292,300.00	292,300.00	25,944.25	266,355.75

PE% 14.47% *(Temporary)*
AR% 61.34% *(2020-21)*

Net 8.88% *Effective Reimbursement*

**EAST STROUDSBURG AREA SCHOOL DISTRICT
RESTRICTED YIELD ESCROW**

SERIES OF 2016

Optional Redemption Date: September 1, 2021

ESCROW REQUIREMENTS					ESCROW EARNINGS				
1	2	3	4	5	6	7	8	SETTLE 6/15/2021	10
Date	Principal	Interest	Escrow Agent	Required	Par	Coupon	Earnings	Cash Flow	Balance
9/1/2021	8,430,000.00	90,476.25		8,520,476.25	8,520,477.00	0.000		8,520,477.00	0.75
TOTALS	8,430,000.00	90,476.25	0.00	8,520,476.25	8,520,477.00		0.00	8,520,477.00	

SERIES A OF 2016

Optional Redemption Date: September 1, 2021

ESCROW REQUIREMENTS					ESCROW EARNINGS				
11	12	13	14	15	16	17	18	SETTLE 6/15/2021	20
Date	Principal	Interest	Escrow Agent	Required	Par	Coupon	Earnings	Cash Flow	Balance
9/1/2021	1,285,000.00	13,037.50		1,298,037.50	1,298,038.00	0.000		1,298,038.00	0.50
TOTALS	1,285,000.00	13,037.50	0.00	1,298,037.50	1,298,038.00		0.00	1,298,038.00	

EAST STROUDSBURG AREA SCHOOL DISTRICT

SERIES OF 2021

REFUNDS THE SERIES OF 2016 & SERIES A OF 2016

Settle 6/15/2021

Dated 6/15/2021

1	2	3	4	4	5	6	7	8	9	10
<u>Date</u>	<u>Principal</u>	<u>Coupon</u>	<u>Yield</u>	<u>Interest</u>	<u>Semi-Annual Debt Service</u>	<u>Fiscal Year Debt Service</u>	<u>State Aid</u>	<u>Proposed Local Effort</u>	<u>Existing Local Effort</u>	<u>Savings</u>
9/1/2021	40,000	5.000	0.550	45,177.78	85,177.78					
3/1/2022				106,000.00	106,000.00	191,177.78	13,907.42	177,270.36	191,970.74	14,700.38
9/1/2022	5,000	5.000	0.560	106,000.00	111,000.00					
3/1/2023				105,875.00	105,875.00	216,875.00	15,776.79	201,098.21	210,013.31	8,915.10
9/1/2023	275,000	5.000	0.590	105,875.00	380,875.00					
3/1/2024				99,000.00	99,000.00	479,875.00	34,908.99	444,966.01	469,751.41	24,785.40
9/1/2024	125,000	5.000	0.710	99,000.00	224,000.00					
3/1/2025				95,875.00	95,875.00	319,875.00	23,269.63	296,605.37	321,396.06	24,790.69
9/1/2025	130,000	5.000	0.820	95,875.00	225,875.00					
3/1/2026				92,625.00	92,625.00	318,500.00	23,169.60	295,330.40	318,658.18	23,327.78
9/1/2026	165,000	5.000	0.930	92,625.00	257,625.00					
3/1/2027				88,500.00	88,500.00	346,125.00	25,179.21	320,945.79	343,163.41	22,217.62
9/1/2027	165,000	2.000	1.050	88,500.00	253,500.00					
3/1/2028				86,850.00	86,850.00	340,350.00	24,759.10	315,590.90	339,870.47	24,279.57
9/1/2028	135,000	2.000	1.170	86,850.00	221,850.00					
3/1/2029				85,500.00	85,500.00	307,350.00	22,358.48	284,991.52	309,334.42	24,342.90
9/1/2029	8,385,000	2.000	1.310	85,500.00	8,470,500.00					
3/1/2030				1,650.00	1,650.00	8,472,150.00	616,314.99	7,855,835.01	7,879,020.18	23,185.17
9/1/2030	165,000	2.000	1.440	1,650.00	166,650.00					
3/1/2031						166,650.00	12,123.12	154,526.88	179,602.19	25,075.31
TOTALS	9,590,000			1,568,927.78	11,158,927.78	11,158,927.78	811,767.32	10,347,160.46	10,562,780.37	215,619.91

PE% 11.86% (Estimated)

AR% 61.34% (2020-21)

Net 7.27% Effective Reimbursement

Old WAM
7.7730
New WAM
7.7707

Savings Allocation	Amount	Percentage
School District's Share	215,619.91	2.22%
State's Share	<u>16,916.06</u>	<u>0.17%</u>
Total Savings	232,535.97	2.39%

EAST STROUDSBURG AREA SCHOOL DISTRICT SERIES OF 2021 Composition of the Issue
--

SOURCES:

Bonds	9,590,000.00	<i>Estimated</i>
Net Original Issue Premium	409,323.85	<i>Estimated</i>
Accrued Interest	0.00	<i>Estimated</i>
Total	9,999,323.85	

USES:

Cost of the Series Of 2016 Escrow	8,520,477.00	<i>Estimated</i>
Cost of the Series A Of 2016 Escrow	1,298,038.00	<i>Estimated</i>
Underwriter's Discount ⁽¹⁾	\$8.00 76,720.00	<i>Estimated</i>
Bond Insurance	0.00	<i>Estimated</i>
Cost of Issuance	100,000.00	<i>Estimated</i>
Miscellaneous Expenses/Rounding	4,088.85	<i>Estimated</i>
Total	9,999,323.85	

Dated Date 6/15/2021

Settlement Date 6/15/2021

Yield of the Issue	1.517344
--------------------	----------

OIP/(OID) Calculations		
<u>Date</u>	<u>Price</u>	<u>OIP/(OID)</u>
9/1/2021	100.936%	374.40
9/1/2022	105.350%	267.50
9/1/2023	109.672%	26,598.00
9/1/2024	113.594%	16,992.50
9/1/2025	117.265%	22,444.50
9/1/2026	120.655%	34,080.75
9/1/2027	104.804%	7,926.60
9/1/2028	104.183%	5,647.05
9/1/2029	103.463%	290,372.55
9/1/2030	102.800%	4,620.00
TOTAL		409,323.85

⁽¹⁾ Underwriter's Discount to be bid out as part of the competitive auction process. The winning bidder will be selected based on True Interest Cost, which is the combination of coupons, yields, and proposed Underwriter's Discount. For these purposes, assumes \$8.00, which is the approximate historical average for a bond issue of this size and maturity length.



Disclosures:

PFM is the marketing name for a group of affiliated companies providing a range of services. All services are provided through separate agreements with each company. This material is for general information purposes only and is not intended to provide or give a specific recommendation. Financial advisory services are provided by PFM Financial Advisors LLC and Public Financial Management Inc. Both are registered municipal advisors with the Securities and Exchange Commission (SEC) and the Municipal Securities Rulemaking Board (MSRB) under the Dodd-Frank Act of 2010. Investment advisory services are provided by PFM Asset Management LLC which is registered with the SEC under the Investment Advisers Act of 1940. Additional applicable regulatory information is available upon request. Swap advisory services are provided by PFM Swap Advisors LLC which is registered as a municipal advisor with both the MSRB and SEC, a commodity trading advisor with the Commodity Futures Trading Commission, and a member of the National Futures Association. Consulting services are provided through PFM Group Consulting LLC. PFM financial modeling platform for strategic forecasting is provided through PFM Solutions LLC. For more information regarding PFM's services or entities, please visit www.pfm.com.

The information and any analyses contained in this presentation are taken from, or based upon, information obtained from the recipient or from publicly available sources, the completeness and accuracy of which has not been independently verified, and cannot be assured by PFM. The information and any analyses in these materials reflect prevailing conditions and PFM's views as of this date, all of which are subject to change. To the extent projections and financial analyses are set forth herein, they may be based on estimated financial performance prepared by or in consultation with the recipient and are intended only to suggest reasonable ranges of results. Opinions, results, and data presented are not indicative of future performance. Actual rates may vary based upon market conditions at the time of pricing. The printed presentation is incomplete without reference to the oral presentation or other written materials that supplement it. To the extent permitted by applicable law, no employee or officer of PFM's financial advisory business, nor any of PFM's affiliated companies, accept any liability whatsoever for any direct or consequential loss arising from negligence or from any use of this presentation or its contents. Any municipal financial product or financial strategy referenced may involve significant risks, including, but not limited to: market, interest rate, or credit risk, and may not be suitable for all clients. The ultimate decision to proceed with any transaction rest solely with the client.

V. ITEMS FOR DISCUSSION

2. Cisco/Meraki Wireless Access Points - Administration Center

Cisco Meraki AP's

A. Why are you requesting the service/needs?

Why: The current Cisco wireless access points deployed at the Carl T. Secor Administration Center are over 7 years old and the hardware will no longer be supported.

Need: The Carl T. Secor Administration Center currently has wireless access points deployed in the hallways only. This upgrade adds additional access points by placing an AP in each office suite and conference room in addition to the hallways, for better connectivity. The new access points will also help with connectivity of the new wireless door locks the district will be implementing shortly.

Suggested replacement: Meraki MR56-HW AP's with 7-year licenses through ePlus (lowest quote).

B. Cost Estimate: if over \$5,000, were 3 quotes obtained? If yes, please list the vendors and the amounts. Yes, 4 quotes were obtained.

7yr Option	ePlus	IntegraOne	Gov Connection	B&H Video
MR56-HW	\$18,438.25	\$18,459.00	\$18,825.75	\$1,299.00
LIC-ENT-7YR	\$5,295.50	\$5,321.75	\$5,388.25	Did not provide
Totals	\$23,733.75	\$23,780.75	\$24,214.00	Disqualified

C. Procurement Method:

- After obtaining the specifications and part numbers for the products from Cisco/Meraki, I contacted several vendors for price quotes. We received price quotes from ePlus, IntegraOne, GovConnection and B&H Video.

D. Funds account to be charged for Procurement (Was this purchase budgeted?)

- Yes
- Technology Services Initiatives Acct = 10-2844-650-000-00-000-006-000-0600

E. Selection of winning proposal

- ePlus – lowest priced vendor \$23,733.75. Pricing is per COSTARS contract # HW 003-078.

F. Other

N/A



Customer Name: EAST STROUDSBURG AREA SCHOOL DISTRICT
Quote No: 22637632
Quote Name:
Quotation Date: 04/08/2021

Sales Support Contact: EMILY HARVEY
Sales Support Phone: 610-495-1228
Sales Support Email: EHARVEY@EPLUS.COM
Account Executive: Emily Harvey
Account Executive Phone:
Account Executive Email: eharvey@eplus.com

Customer PO No:
Order No:
Expiration Date: 05/08/2021

Line No.	Part Number	MFG	Description/Line Notes	QTY	Unit Price	Ext. Price
001	MR56-HW	CISCO	MERAKI MR56 WI-FI 6 INDOOR AP	25	737.53	18,438.25
002	LIC-ENT-7YR	CISCO	MERAKI MR ENT CLOUD CTRL LIC 7YR	25	211.82	5,295.50
003	COSTARS3	EPLUS	AS PER COSTARS-3 IT HARDWARE CONTRACT NUMBER 003-078 - FAX PO TO 610-495-1208	1	0.00	0.00

Shipping:	23,733.75
Packing:	23,733.75
Sub Total (USD):	23,733.75
Tax (USD):	TBD if Applicable
Shp&Hnd (USD):	TBD
Total (USD):	23,733.75

All orders are governed by your organization's signed agreement with ePlus or applicable public sector contract; if there is no such agreement the Customer Terms and Conditions for Products and/or Services located at www.ePlus.com govern. No additional or contrary terms in a purchase order shall apply, and ePlus' performance shall not be deemed acceptance of any preprinted PO terms. Use of software, subscription services or other products resold by ePlus is subject to manufacturer/publisher end user agreements or subscription terms. Any periodic payment obligations for specific offerings, along with customer-incurred overages, consumption fees, add-ons, quantity adjustments and automatic renewals are non-cancelable for any reason except by public sector customers required by law to terminate due to non-appropriation of funds.

ePlus offers flexible and easy leasing options for your IT equipment. Use leasing to increase your IT acquisition capability, overcome limited budgets, and manage the lifecycle of your assets. Contact an ePlus Leasing Coordinator at 1-703-984-8021 or leasing@eplus.com to receive a lease quote today.

Thank you for your inquiry. Recent US gov't tariffs on certain imports are causing price increases for many IT products, with little or no notice, and beyond ePlus' control. As a result, this quote is subject to change without notice, even before the expiration date reflected above. Please confirm pricing prior to order placement. Unless freight amount is indicated, or is zero, freight will be added to the invoice. Unless Bill-To company is exempt from Sales Tax, it will be added to the invoice. Recognizing that the global pandemic has disrupted operations for many organizations, ePlus will ship products for delivery in accordance with customer's written ship-to instructions and products will be deemed delivered notwithstanding any failure of customer personnel to sign for receipt due to facility closing or otherwise.

Customer Acceptance		Ship To	
Signature: _____	_____	EAST STROUDSBURG AREA SCHOOL D	
Name: _____	_____	50 VINE STREET	
Title: _____	_____	EAST STROUDSBURG PA 18301	
Date: _____	_____	UNITED STATES	

V. ITEMS FOR DISCUSSION

3. Dude Solutions – 3-Year Agreement



Software for Smarter Operations

PREPARED FOR
East Stroudsburg Area School District

PREPARED BY
Dude Solutions
11000 Regency Parkway, Suite 400
Cary, NC 27518

PUBLISHED ON
March 04, 2021





March 04, 2021

Q-206216

Eric Forsyth
 Director of Administrative Services
 East Stroudsburg Area School District
 50 Vine Street
 East Stroudsburg, PA
 18301-2150

Dear Eric,

Thank you for your interest in our market leading solutions for improving educational operations. We at Dude Solutions are excited about providing you with online tools that will help you save money, increase efficiency and improve services. Dude Solutions is dedicated to providing best in class solutions that are built exclusively for the unique needs of educational institutions, including the following for East Stroudsburg Area School District:

Product	Term	Price
Asset Essentials Core Plus	3 months	0.00 USD
Dude Analytics	3 months	Included
Event Manager Enterprise	3 months	0.00 USD
Software Payment 1:		0.00 USD

*Proposal valid until 4/1/2021

*3 months included at no additional cost

*KPN coop rates included in pricing. 22% off products

Product	2021	2022	2023
Asset Essentials Core Plus	\$11,276	\$11,276	\$11,276
Dude Analytics	Included	Included	Included
Event Manager Enterprise	\$12,209	\$12,209	\$12,209
Total	\$23,485	\$23,485	\$23,485
Due Date	July 30, 2021	July 30, 2022	July 30, 2023





Support

(Included with your subscription)

- Technical support is available from 8:00 AM to 6:00 PM EST, Monday through Friday, excluding holidays. Please call 1-877-868-3833 or email support@schooldude.com (mailto:support@schooldude.com) for technical support. After hours inquiries will be responded to the next business day.
- Send us an email – we respond to 99% of our support emails within 1 hour.
- Reach us instantly through our software with live chat!
- Find best practice blogs, webinars, discussions, help documentation, and connect with your peers on the online Community.

Key Components to Implementation:

Implementation Program

- All Asset Essentials clients receive the Implementation program as part of their purchase of the solution at no extra charge.

Dedicated Client Engagement

- A member of our client engagement team will focus on your implementation throughout its lifecycle.

Orientation Call

- Interview key staff for goals
- Identify objectives and ownership for best time to value
- Develop your implementation goals

Interactive Online Classes

- Interactive online classes are available in a group setting and can be taken as many times as you like
- Classes offered include Building Your Foundation, Work Order Management, Preventive Maintenance, Parts and POs, Reporting, Safety and more

Online Project Collaboration Tool

- Manage your implementation tasks
- Schedule completion dates and track progress
- Post discussions for internal communication within the project and with our team

One-on-One Consultation

- A Client Implementation Specialist will provide implementation support to ensure successful configuration and usage

Legendary Ongoing Support

Post launch of Asset Essentials, all Dude Solutions clients have ongoing support which includes:

- Phone support answered within 3 rings
- Email support responses within 1 hour (or less) during business hours
- Immediate assistance available via chat 8 AM to 5 PM ET





Software for Smarter Operations

Event Manager - Enterprise

Scheduling & Publishing

- Custom Event Submission Forms
- Master Calendar with 10 sites
- Branding, Sharing, Importing
- Basic Approval Workflow
- Conflict Checking
- Event Registration, Ticketing, Merchandising with Online Payment

Operations

- Event Setup and Breakdown Options
- Advances Approval Workflow
- Quick Form
- Task Management
- Invoicing & Online Payment
- Room Configurations
- Resource Management

Community Use

- Custom Public Request Form
- Community/Public Request Form
- Community/Public Request Portal
- Public Invoicing & Online Payment





Proposal terms

- Proposal has been prepared for East Stroudsburg Area School District ("Subscriber")
- Proposal expires in twenty eight (28) days

Order Form terms

- This Order Form and its Services are governed by the terms of the Dude Solutions, Inc. Master Subscription Agreement found at <https://www.dudesolutions.com/terms> (<https://www.dudesolutions.com/terms>) ("Terms"), unless Subscriber has a separate written agreement executed by Dude Solutions, Inc. ("DSI") for the Services, in which case the separate written agreement will govern. Acceptance is expressly limited to these Terms. Any additional or different terms proposed by Subscriber (including, without limitation, any terms contained in any Subscriber purchase order) are objected to and rejected and will be deemed a material alteration hereof.
- The Effective Date of the Agreement between Subscriber and DSI is the date Subscriber accepts this Order Form.
- During the Term, DSI shall, as part of Subscriber's Subscription Fees, provide telephone and email support ("Support Services") during the hours of 8:00 AM and 6:00 PM EST, Monday through Friday, excluding New Year's Day, Memorial Day, Independence Day, Labor Day, Thanksgiving Day, day after Thanksgiving, Christmas Eve and Christmas Day ("Business Hours"), except Community Development Services, where Business Hours means 5:00 AM – 5:00 PM PST.
- Acceptance of this Order Form on behalf of a company or legal entity represents that you have authority to bind such entity and its affiliates to the order, terms and conditions herein. If you do not have such authority, or you do not agree with the Terms set forth herein, you must not accept this Order Form and may not use the Service.
- In consideration for the pricing included in this offer, this Agreement shall commence on the Effective Date and its initial term will continue until June 30, 2024, (the "Initial Term") and, notwithstanding anything to the contrary elsewhere in the Terms, this Initial Term is noncancelable and nonrefundable. The Fees for this Initial Term shall be in accordance with the payment schedule set forth in this Order Form.

Additional information

- DSI fees do not include any taxes, levies, duties, or similar government assessments for which Subscriber may be responsible. Tax exemption certifications can be sent to accountsreceivable@dudesolutions.com (<mailto:accountsreceivable@dudesolutions.com>).
- Billing frequency other than annual is subject to additional processing fees.
- Please reference Q-206216 on any applicable purchase order and email to accountsreceivable@dudesolutions.com (<mailto:accountsreceivable@dudesolutions.com>)
- Dude Solutions, Inc. maintains the necessary liability coverage for its products and professional services. Proof of insurance can be provided upon request.





Software for Smarter Operations

Signature

Presented to:

Q-206216

March 04, 2021, 9:48:19 AM

Accepted by:

Printed Name

Signed Name

Title

Date



Q-163512

PREPARED BY

Dude Solutions

PREPARED FOR

East Stroudsburg Area School District

PUBLISHED ON

November 14, 2019



Terms of Service:

- Renewal Term: one year
- Automatic invoicing will occur at the end of each term.
- Technical support is available from 8am to 6pm Eastern Standard Time. Please call (877) 868-3833 for technical support.
- Applicable sales taxes are in addition to the quoted price. If East Stroudsburg Area School District is tax exempt, please fax a copy of your Tax Exemption Certificate to 866-299-7821 or email it to accountsreceivable@dudesolutions.com (<mailto:accountsreceivable@dudesolutions.com>)
- Payment: Terms are net 30 days.
- Daily backup of data, backups transferred offsite daily, and 24/7 server monitoring in a dedicated data center environment.
- The terms and conditions ("Terms") of this offer are based upon Dude Solutions, Inc.'s [Online Subscription Agreement \(http://dudesolutions.com/terms\)](http://dudesolutions.com/terms). Acceptance is expressly limited to these Terms. Any additional or different terms proposed by you (including, without limitation, any terms contained in any document incorporated by reference into the Purchase Order) are objected to and rejected and will be deemed a material alteration hereof.



V. ITEMS FOR DISCUSSION

4. 95% Group Inc. - 95 Phonics Booster Bundles funded by ESSER
III - \$22,701.80

From: Bill Vitulli / Tabitha Bradley

For: 95% Group Inc.

Motion to approve the purchase of "95 Phonics Booster Bundles" for all district students grades 3-5 at a cost of \$22,701.80 from the 95 Percent Group. These materials are fully funded through the ESSER III grant and are part of our 20% required programming ensuring eligibility for the grant.



Company Address 475 Half Day Road
Ste. 350
Lincolnshire, Illinois 60069
United States

Created Date 4/8/2021
Expiration Date 4/7/2021
Quote Number 00022253

Prepared By Jackie Whiteman
Phone 8474969233
Email jwhiteman@95percentgroup.com

Contact Name Tabitha Bradley

Parent Account East Stroudsburg Area School District
Bill To Name East Stroudsburg Area District-District Office
Bill To East Stroudsburg Area School District
ATTN: Accounts Payable
50 Vine Street
East Stroudsburg, Pennsylvania 18301
United States

Ship To Name East Stroudsburg Area District-District Office
Ship To East Stroudsburg Area School District
50 Vine Street
East Stroudsburg, Pennsylvania 18301
United States

Product Description	Product	Sales Price	Quantity	Total Price
95 Phonics Booster Bundle: Summer School Edition – Rising 1st Grade, Teacher's Package, 2021	PH4011.01.21	\$160.00	25.00	\$4,000.00
95 Phonics Booster Bundle: Summer School Edition – Rising 1st Grade, Student Workbook Package, 2021, Pack of 5	PH4011.05.21	\$39.00	73.00	\$2,847.00
95 Phonics Booster Bundle: Summer School Edition – Rising 2nd Grade, Teacher's Package, 2021	PH4012.01.21	\$160.00	21.00	\$3,360.00
95 Phonics Booster Bundle: Summer School Edition – Rising 2nd Grade, Student Workbook Package, 2021, Pack of 5	PH4012.05.21	\$39.00	84.00	\$3,276.00
95 Phonics Booster Bundle: Summer School Edition – Rising 3rd Grade, Teacher's Package, 2021	PH4013.01.21	\$160.00	24.00	\$3,840.00
95 Phonics Booster Bundle: Summer School Edition – Rising 3rd Grade, Student Workbook Package, 2021, Pack of 5	PH4013.05.21	\$39.00	85.00	\$3,315.00
Shipping & Handling - 10% of printed product	Z8910	\$2,063.80	1.00	\$2,063.80

Subtotal \$22,701.80
Total Price \$22,701.80
Grand Total \$22,701.80


Limited 30 day return/replacement policy: All product returns require prior approval. Please contact orders@95percentgroup.com to receive authorization. 15% restocking fee on all printed Phonics Lesson Library products. 10% on all other printed products. NO returns on opened shrink wrapped product. Damaged materials (stamped, written on, damaged from usage by client) will not be accepted. All sales are final for 95 Phonics Booster Bundle: Summer School Edition. NO refunds, exchanges or returns.

Tax amounts subject to change based upon applicable laws.

Please fax your quote and purchase order to 847-793-0033

V. ITEMS FOR DISCUSSION

5. Dairy & Bread Bid Results



East Stroudsburg Area School District

Creating the Future!



Carl T. Secor Administration Center

50 Vine Street
East Stroudsburg, PA 18301
Phone: (570) 424-8500 - Fax (570) 424-5646
www.esasd.net

Dr. William R. Riker
Superintendent

Dr. William Vitulli
Assistant Superintendent for District
Programs

Mr. Brian D. Baddick
Assistant Superintendent for Pupil Services

Mr. Craig D. Neiman
Chief Financial Officer

Food and Supply Bid Results:

The Food Service Department solicited bids for Bread and Dairy during the month of February 2021. The bids were advertised in the Pocono Record, on the website and sent out to previous bidders via US Mail.

The bid opening was conducted on Friday, March 19, 2021. Those in attendance included; Melissa Collevchio, Director of Food Services, Martha Determan, Food Service Secretary, Marilyn Possinger, Assistant Food Service Director and Marisela Horton, Business Office.

Three vendors submitted bids for Bread, those vendors include; Mirabito Baking Co., Bimbo Bakeries, and Rockland Bakery. There was only one bidder for Dairy/Milk - Pocono Mountain Dairies (PMD)

The following contracts were awarded:

Rockland Bakery - Bread

Pocono Mountain Dairy - Milk

The total Bread cost increase for the 21-22 school year is 5% (\$2,059). See attached analysis.

Milk pricing is established by the Pa Milk Marketing Board Region 3. Dairies cannot sell milk below that established price except when offering a volume discount.

Pocono Mountain Dairies are willing to honor the minimum price on all milk products which will fluctuate.

The following are the volume discounts that PMD will apply:

4% discount - 200 qt equivalent (single drop)

9% discount - 400 qt equivalent (single drop)

13% discount - 600 qt equivalent (single drop)

Both vendors currently service our District, have provided the lowest prices and we are very pleased with their products and services.

The East Stroudsburg Area School District hires only individuals legally authorized to work in the United States and does not discriminate on the basis of race, color, national origin, gender, religion, age or disability in the admission of, access to, or in the provision of services, programs or employment. 9/19/07

WG Split top dinner roll, 16 count
 Each slice must equal 1 grain equivalent
 Estimated Usage: 5,500 packs (16 count)

Rockland 20-21 bid price	Rockland Actual 21-22	Variance 20-21 / 21-22	% Change
16 pack	16 pack		
5500	5500		
16	16		
\$0.1625	\$0.1681		
\$ 2.60	\$ 2.69		
\$14,300.00	\$14,795.00	(\$495.00)	-3.3%

WG Hamburger roll 2 oz. /12count
 Must equal 2 grains equivalent
 Estimated Usage: 7,500 packs (12 count)

12 pack	12 pack		
7500	7500		
12	12		
\$0.1175	\$0.1242		
\$ 1.41	\$ 1.49		
\$10,575.00	\$11,175.00	(\$600.00)	-5.4%

WG Hot Dog roll 2 oz. /12 count
 Must equal 2 grains equivalent
 Estimated Usage: 4,000 packs (12 count)

12 pack	12 pack		
4000	4000		
12	12		
\$0.1175	\$0.1242		
\$ 1.41	\$ 1.49		
\$5,640.00	\$5,960.00	(\$320.00)	-5.4%

WG Wheat loaf 28 oz.
 Estimated Usage: 4,200 loaves

28 slices	28 slices		
4200	4200		
28	28		
\$0.0600	\$0.0625		
\$ 1.68	\$ 1.75		
\$7,056.00	\$7,350.00	(\$294.00)	-4.0%

WG Club roll 2.4 oz. Sliced/12 count
 Must equal 2 grains equivalent
 Estimated Usage: 2,500 packs (12 count)

12 roll	12 roll		
2500	2500		
12	12		
\$0.1883	\$0.2000		
\$ 2.26	\$ 2.40		
\$5,650.00	\$6,000.00	(\$350.00)	-5.8%

\$43,221.00	\$45,280.00	(\$2,059.00)	-5%
-------------	-------------	--------------	-----

V. ITEMS FOR DISCUSSION

6. IU20 Paper & Janitorial Bid Results

NORTHAMPTON/MONROE/PIKE COUNTY JOINT PURCHASING BOARD
 SUMMARY OF BID AWARDS
 2021-2022 SCHOOL YEAR

ITEM	COMPANY AWARDED	ITEM DESCRIPTION	BRAND NAME	CASE QTY	PRICE	TOTAL AMOUNT
IP-1	OFFICE BASICS	Index Paper, 8 1/2x11, White	NEENAH EXACT	25	\$ 48.00	\$1,200.00
IP-2	OFFICE BASICS	Index Paper, 8 1/2x11, Blue	EXACT	5	\$ 56.00	\$280.00
IP-4	OFFICE BASICS	Index Paper, 8 1/2 x 11, Canary	EXACT	10	\$ 56.00	\$560.00
IP-5	OFFICE BASICS	Index Paper, 8 1/2 x 11, Green	EXACT	10	\$ 56.00	\$560.00
PT-1	W.B.MASON	Towels, Paper-Scott, M-Fold	SCOTT	26	\$ 30.66	\$797.16
EAST STROUDSBURG ASD TOTAL						\$3,397.16

V. ITEMS FOR DISCUSSION

7. Close PLGIT Cafeteria Bank Account and Transfer Remaining Funds to ESSA Cafeteria Bank Account



East Stroudsburg Area School District

Creating the Future!



Carl T. Secor Administration Center

50 Vine Street
East Stroudsburg, PA 18301
Phone: (570) 424-8500 - Fax (570) 424-5646
www.esasd.net

Dr. William R. Riker
Superintendent

Dr. William Vitulli
Assistant Superintendent for District
Programs

Mr. Brian D. Baddick
Assistant Superintendent for Pupil Services

Mr. Craig D. Neiman
Chief Financial Officer

RECOMMENDATION TO CLOSE PLGIT CAFETERIA BANK ACCOUNT **April 13th, 2021 Finance Committee Meeting**

The Business Office is recommending the closing of the PLGIT Cafeteria bank account. As of February 28, 2021 the account had a balance of \$41,677.05. This account has not been used in many years. In an effort to streamline our processes and simplify our banking portfolio, it is recommended that this balance is transferred to the existing ESSA Bank and Trust Cafeteria Fund bank account. The February 2021 bank statements for both accounts are attached to this recommendation.



Pennsylvania Local Government Investment Trust


East Stroudsburg Area School District - CAFETERIA

Account Statement - Transaction Summary

For the Month Ending February 28, 2021

PLGIT-CLASS	
Opening Market Value	41,676.67
Purchases	0.38
Redemptions	0.00
Unsettled Trades	0.00
Change in Value	0.00
Closing Market Value	\$41,677.05
Cash Dividends and Income	0.38

Asset Summary		
	February 28, 2021	January 31, 2021
PLGIT-Class	41,677.05	41,676.67
Total	\$41,677.05	\$41,676.67
Asset Allocation		



PLGIT-Class
100.00%

ESSA Bank & Trust

200 Palmer Street • PO Box L
Stroudsburg, PA 18360-0160


Statement Ending 02/26/2021

Page 1 of 2


RETURN SERVICE REQUESTED


EAST STROUDSBURG AREA SCHOOL
DISTRICT CAFETERIA FUND
C/O THOMAS J MCINTYRE
50 VINE ST
EAST STROUDSBURG PA 18301-2150

Customer Service Contact

 Phone: 855-713-8001

 Hours: 8:00 a.m. - 6:00 p.m. M-F

 Website: essabank.com

 Email: IBank@essabank.com

Summary of Accounts

Account Type	Account Number	Ending Balance
Government Checking		\$249,484.33

Government Checking

Account Summary

Date	Description	Amount
01/30/2021	Beginning Balance	\$249,316.35
	10 Credit(s) This Period	\$434.78
	2 Debit(s) This Period	-\$266.80
02/26/2021	Ending Balance	\$249,484.33

Interest Summary

Description	Amount
Annual Percentage Yield Earned	0.00%
Interest Days	0
Interest Earned	\$0.00
Interest Paid This Period	\$47.13
Interest Paid Year-to-Date	\$96.62

Electronic Credits

Date	Description	Amount
02/01/2021	GLOBAL PAY GLOBAL DEP CCD	\$12.50
02/01/2021	GLOBAL PAY GLOBAL DEP CCD	\$32.50
02/03/2021	GLOBAL PAY GLOBAL DEP CCD	\$22.50
02/08/2021	GLOBAL PAY GLOBAL DEP CCD	\$35.00
02/09/2021	GLOBAL PAY GLOBAL DEP CCD	\$55.00
02/10/2021	GLOBAL PAY GLOBAL DEP CCD	\$97.65
02/11/2021	GLOBAL PAY GLOBAL DEP CCD	\$42.50
02/24/2021	GLOBAL PAY GLOBAL DEP CCD	\$42.50
02/25/2021	GLOBAL PAY GLOBAL DEP CCD	\$47.50
9 Item(s) totaling		\$387.65

Other Credits

Date	Description	Amount
02/26/2021	INTEREST PAID 1/30 THROUGH 2/26	\$47.13
1 Item(s) totaling		\$47.13

Electronic Debits

Date	Description	Amount
02/02/2021	GLOBAL PAY GLOBAL STL CCD	\$260.18
02/03/2021	HEARTLAND PAYMEN MSB Mnth F CCD	\$6.62
2 Item(s) totaling		\$266.80



V. ITEMS FOR DISCUSSION

8. Payment in Lieu of Taxes – National Recreation Area, Pike County

APPLICATION FOR PAYMENT
PROPERTY ACQUIRED BY STATE
FOR WATER CONSERVATION OR FLOOD PREVENTION
(Section 604 of School Code)

SCHOOL DISTRICT	AUN	SCHOOL YEAR
East Stroudsburg Area SD	120452003	2020-2021

This application is for Payment In Lieu of Taxes on property in Pike County,
acquired by the state for the purpose of water conservation or flood prevention in the
National Recreation Area project.

School district (or component former district) from which property was acquired:

Lehman Township


Assessed valuation of property at time of acquisition: \$94,371.00

Tax rate for school purposes during school year for which application is made: 123.6600 mills


Amount due school district (assessed valuation x mills): \$11,669.92

SIGNATURES

District Superintendent:



President of School Board:



Secretary of School Board:



V. ITEMS FOR DISCUSSION

9. Current Projects within the District

